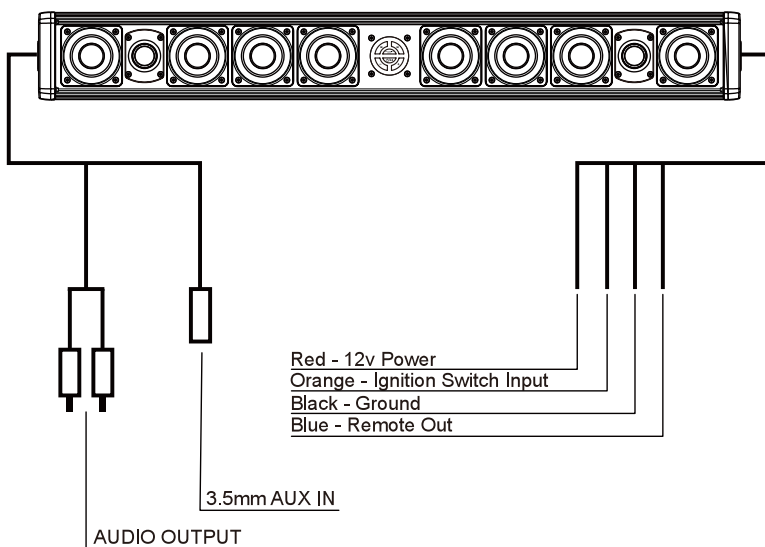


Congratulations on your choice of DB Drive Sound Bars.
This "Quick Start" Installation guide is meant to help you complete a basic installation. For more detailed information about the product, please visit our website at dbdrive.net

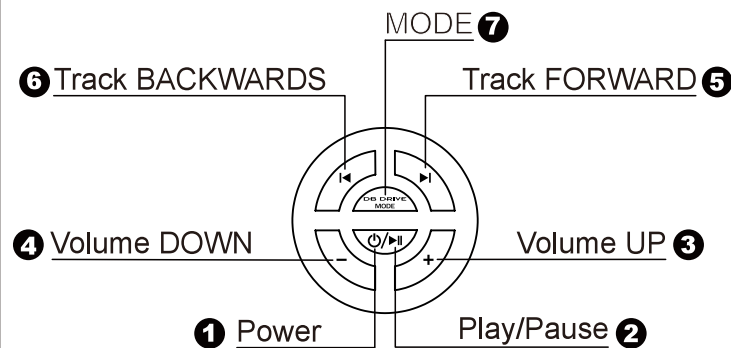
Wiring

The wiring and connections should be secure and away from any moving parts or extremely hot surfaces.



Controls

- 1 Power - Long press to turn on/turn off the device.
- 2 PLAY / PAUSE - Short press to pause.
- 3 Volume UP - Each press will increase the volume.
- 4 Volume DOWN - Each press will decrease the volume.
- 5 Track FORWARD - Press to advance to the next track.
- 6 Track BACKWARDS - Press to restart the current track or to back up to previous tracks.
- 7 MODE - long press to select RCA or BT input mode.



Bluetooth Device Pairing

The pairing process can vary based on your particular device. Refer to the operating instructions of your device. Below is the general process to connect.

During unit power up, the **green LED** on the bottom of the control panel will blink indicating that it is in Bluetooth search mode.

During this process **SB6RGB/SB10RGB LED** should show up in your list of Bluetooth devices when the search has connected with your device. When the connection is made the **green LED** will change to a solid color.

Once a device has been paired, the unit will reconnect at power up to that device when in range.

To connect to a different device, the first device will need to be disconnected.

When a phone call is received, the audio signal will mute but not disconnect.

To switch to 3.5mm long press "MODE" Button.

To switch back to BT long press "MODE" Button.

LIMITED WARRANTY

DB DRIVE warrants any products purchased in the U.S.A. from an authorized DB DRIVE dealer. All products are warranted to be free from defects in material and workmanship under normal use and service for a period of (1) year when the unit installed by an authorized DB DRIVE dealer. Non-authorized dealer installed products carry a (1) year parts and labor limited warranty. This warranty applies to the original purchase only.

DB DRIVE will either repair or replace (as its option) any unit that has been found to be defective and under warranty provided the defect occurs within:

One (1) year if purchased through an authorized DB DRIVE dealer.

This limited warranty does not extend to units that have been subjected to misuse, abuse, neglect, or accident. Products that in DB DRIVE's judgment shows evidence of having been altered, modified, or serviced without DB DRIVE's authorization, will be ineligible under this warranty.

To obtain warranty service please contact your retailer or see our website www.dbdrive.net for more details.

All warranty claims must be handled directly through the authorized DB Research dealer they were originally purchased from.





DB Research L.L.P.

302 Hanmore Industrial Parkway // Harlingen, TX 78550
ph: 877.787.0101 // fx: 956.421.4513 // www.dbdrive.net



Operators Guide



SB6RGB/SB10RGB

Soundbars