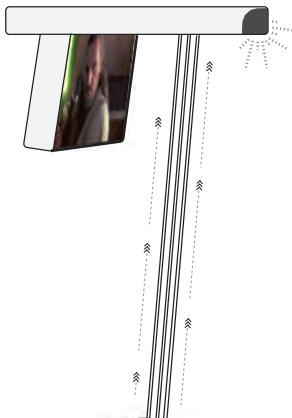




CHYRVD

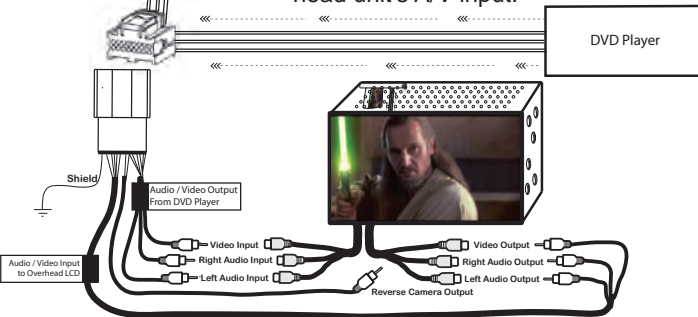
Rear Screen & VES DVD Retention Cable for Chrysler/Dodge/Jeep vehicles (When keeping the factory Head Unit See Below)



The CHYRVD is a plug and play cable that routes the A/V outputs of the OEM VES DVD player (if present) to the aftermarket head unit OR feeds video to the OEM Rear Seat Entertainment (RSE) LCD from the aftermarket head unit.

- **Vehicles equipped with a stand alone VES DVD player (aftermarket headunit must be equipped with A/V input)** - connect the cables labeled "Audio/Video output from DVD Player" to an A/V input (i.e. A/V 1 in, A/V 2 in). The cables labeled "Audio Video output to Overhead LCD" will not be used in this application as A/V cannot be fed from the aftermarket head unit to the RSE (A/V from the OEM VES DVD will still pass to the RSE). The single black wire is a shield, connect this to ground.

- **Vehicles not equipped with a stand alone VES DVD player (rear screen only, aftermarket head unit must be equipped with an A/V output)** - In this case, connect the A/V outputs to the cables labeled "Audio/Video input to Overhead LCD". The single black wire is a shield, connect this to ground. If you wish to use the rear panel A/V inputs you must disconnect the factory wires from them, then connect and run your own RCAs into the aftermarket head unit's A/V input.



Note: This cable is intended for use in conjunction with a C2R-CHY4 (Rev 1.1.4 or higher) to retain all safety and convenience systems. The vehicle should be equipped with a factory Overhead LCD and IR system, in which the DVD player was either part of the AM/FM/CD receiver or a separate stand alone unit.

DISCLAIMER: Under no circumstances shall the manufacturer or the distributors of the CHYRVD be held liable for consequential damages sustained in connection with the CHYRVD. The manufacture and it's distributors will not, nor will they authorize any representative or any other individual to assume obligation or liability in relation to the CHYRVD other than its replacement.

Pacific Accessory Corporation - Santa Ana, CA 92705
techsupport@pac-audio.com • 866-931-8021 • www.pac-audio.com



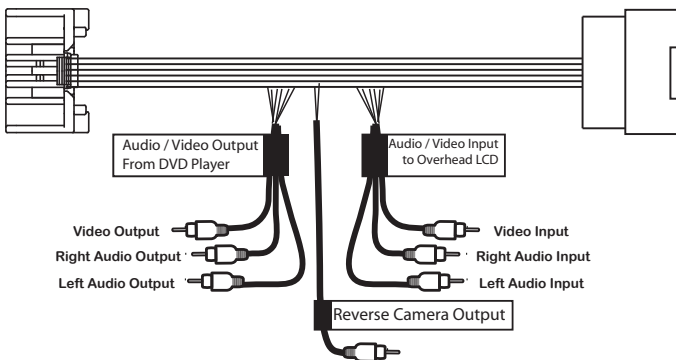
CHYRVD

Adding Aftermarket Monitors to the Factory Entertainment System (When Replacing the Factory Head Unit See Above)

****VEHICLE MUST BE EQUIPPED WITH A STAND ALONE OEM VES DVD PLAYER****

The CHYRVD is a plug and play cable that allows aftermarket monitors and IR headphones to be connected to the factory entertainment system. The CHYRVD is connected behind the factory head unit.

- **When using an aftermarket monitor** - Connect the cables labeled "Audio/Video output from DVD Player" to the aftermarket monitor video input. If installing aftermarket IR headphones, connect the RED and WHITE RCAs to the audio input of the aftermarket IR headphones. The cables labeled "Audio/Video output to Overhead LCD" can not be used in this application.



DISCLAIMER: Under no circumstances shall the manufacturer or the distributors of the CHYRVD be held liable for consequential damages sustained in connection with the CHYRVD. The manufacture and it's distributors will not, nor will they authorize any representative or any other individual to assume obligation or liability in relation to the CHYRVD other than its replacement.

Pacific Accessory Corporation - Santa Ana, CA 92705
techsupport@pac-audio.com • 866-931-8021 • www.pac-audio.com