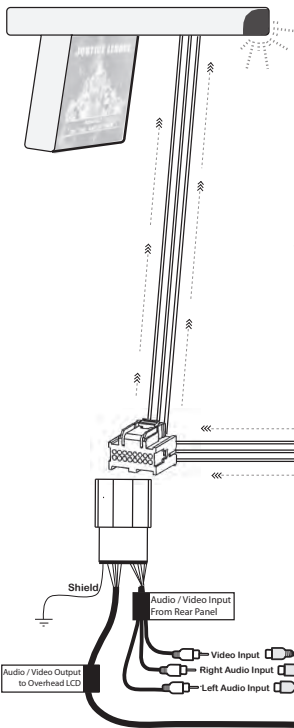




GMRVD

Overhead LCD retention cable for GMLAN Full Size Truck's & SUV's Rear Seat Entertainment (RSE) (When keeping the factory Head Unit See Reverse Side for Instructions)



The GMRVD is a plug and play cable that routes the audio and video signals to the Rear Seat Entertainment (RSE) LCD. The audio and video inputs located in the rear of the center console are also terminated as RCA jacks behind the radio at this connector.

- **When using a headunit with source control (A/V inputs and A/V outputs)** - connect the cables labeled "Audio/Video input from Rear Panel" to an A/V input (i.e. A/V 1 in, A/V 2 in). The cables labeled "Audio Video output to Overhead LCD" will then connect to the A/V output of the new source unit. The single black wire is a shield, connect this to ground.
- **When using a standalone DVD player (only A/V outputs)** - In this case, connect the A/V outputs to the cables labeled "Audio/Video output to Overhead LCD". The rear panel A/V inputs will not be used and the black shield wire should be connected to ground.

Note: This cable is intended for use in conjunction with an OS-4 to retain all safety and convenience systems. The vehicle should be equipped with a Panasonic Overhead LCD and IR system, in which the DVD player was part of the AM/FM/CD receiver. The OS-4 is needed to power the IR headphone system.

DISCLAIMER: Under no circumstances shall the manufacturer or the distributors of the GMRVD be held liable for consequential damages sustained in connection with the GMRVD. The manufacture and it's distributors will not, nor will they authorize any representative or any other individual to assume obligation or liability in relation to the GMRVD other than its replacement.

Pacific Accessory Corporation - 1502 S. Santa Fe Street, Santa Ana, CA 92705
techsupport@pac-audio.com • Voice: 714-835-3022 • Fax: 714-835-3233 • www.pac-audio.com

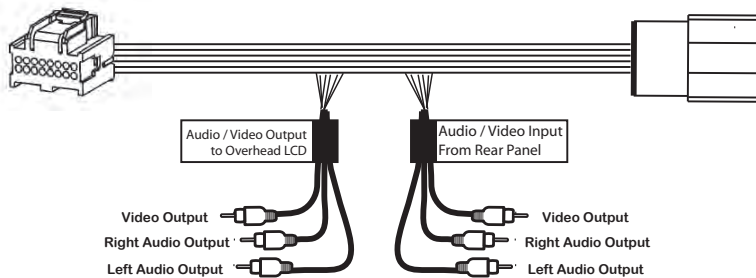
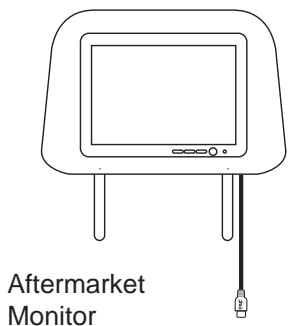


GMRVD

Adding Aftermarket Monitors to the Factory Entertainment System (When Replacing the Factory Head Unit See Reverse Side for Instructions)

The GMRVD is a plug and play cable that allows aftermarket monitors and IR headphones to be connect- ed to the factory entertainment system. The GMRVD is connected behind the factory head unit.

- **When using an aftermarket monitor, connect the cables labeled "Audio Video output to Overhead LCD"** to the aftermarket Monitor video input. If installing aftermarket IR headphones, connect the RED and WHITE RCAs to the audio input of the aftermarket IR headphones. The cables labeled "Audio Video input From Rear Panel" are not used.



DISCLAIMER: Under no circumstances shall the manufacturer or the distributors of the GMRVD be held liable for consequential damages sustained in connection with the GMRVD. The manufacture and it's distributors will not, nor will they authorize any representative or any other individual to assume obligation or liability in relation to the GMRVD other than its replacement.

Pacific Accessory Corporation - 1502 S. Santa Fe Street, Santa Ana, CA 92705
techsupport@pac-audio.com • Voice: 714-835-3022 • Fax: 714-835-3233 • www.pac-audio.com



Pacific Accessory Corporation

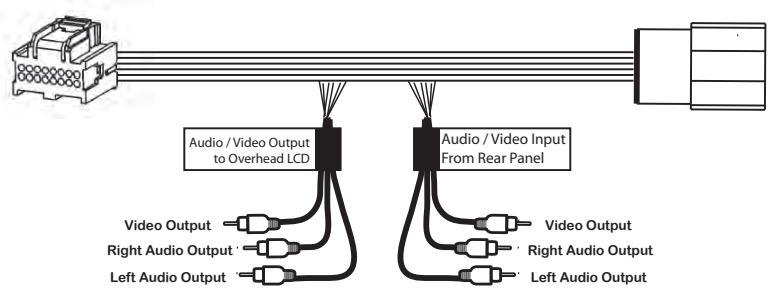
GMRVD

Adding Aftermarket Monitors to the Factory Entertainment System

(When Replacing the Factory Head Unit See Reverse Side for Instructions)

The GMRVD is a plug and play cable that allows aftermarket monitors and IR headphones to be connected to the factory entertainment system. The GMRVD is connected behind the factory head unit.

- When using an aftermarket monitor, connect the cables labeled "Audio Video output to Overhead LCD" to the aftermarket Monitor video input. If installing aftermarket IR headphones, connect the RED and WHITE RCAs to the audio input of the aftermarket IR headphones.



DISCLAIMER: Under no circumstances shall the manufacturer or the distributors of the GMRVD be held liable for consequential damages sustained in connection with the GMRVD. The manufacture and it's distributors will not, nor will they authorize any representative or any other individual to assume obligation or liability in relation to the GMRVD other than its replacement.

Pacific Accessory Corporation - 1502 S. Santa Fe Street, Santa Ana, CA 92705
techsupport@pac-audio.com • Voice: 714-835-3022 • Fax: 714-835-3233 • www.pac-audio.com



Pacific Accessory Corporation

GMRVD

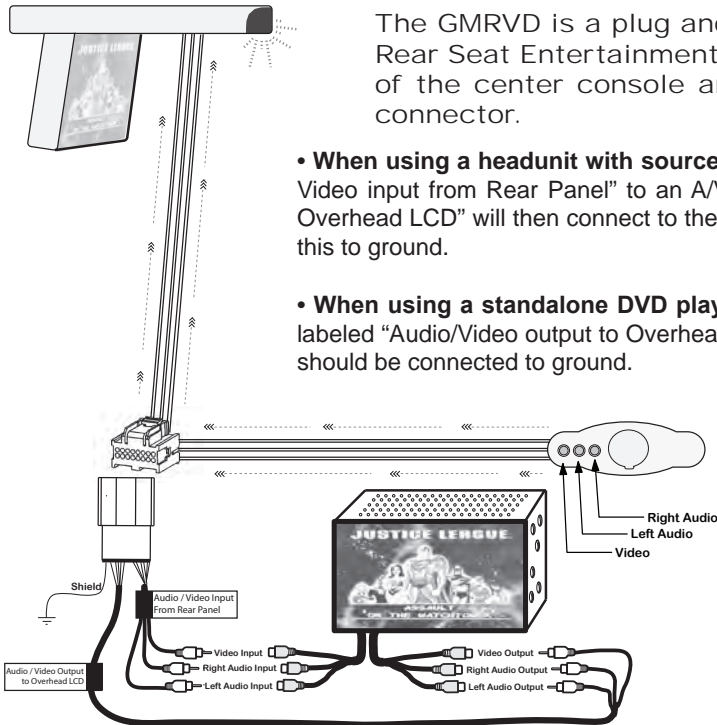
Overhead LCD retention cable for GMLAN Full Size Truck's & SUV's Rear Seat Entertainment (RSE)

(When keeping the factory Head Unit See Reverse Side for Instructions)

The GMRVD is a plug and play cable that routes the audio and video signals to the Rear Seat Entertainment (RSE) LCD. The audio and video inputs located in the rear of the center console are also terminated as RCA jacks behind the radio at this connector.

- When using a headunit with source control (A/V inputs and A/V outputs) - connect the cables labeled "Audio/Video input from Rear Panel" to an A/V input (i.e. A/V 1 in, A/V 2 in). The cables labeled "Audio Video output to Overhead LCD" will then connect to the A/V output of the new source unit. The single black wire is a shield, connect this to ground.

- When using a standalone DVD player (only A/V outputs) - In this case, connect the A/V outputs to the cables labeled "Audio/Video output to Overhead LCD". The rear panel A/V inputs will not be used and the black shield wire should be connected to ground.



Note: This cable is intended for use in conjunction with an OS-4 to retain all safety and convenience systems. The vehicle should be equipped with a Panasonic Overhead LCD and IR system, in which the DVD player was part of the AM/FM/CD receiver. The OS-4 is needed to power the IR headphone system.

DISCLAIMER: Under no circumstances shall the manufacturer or the distributors of the GMRVD be held liable for consequential damages sustained in connection with the GMRVD. The manufacture and it's distributors will not, nor will they authorize any representative or any other individual to assume obligation or liability in relation to the GMRVD other than its replacement.

Pacific Accessory Corporation - 1502 S. Santa Fe Street, Santa Ana, CA 92705
techsupport@pac-audio.com • Voice: 714-835-3022 • Fax: 714-835-3233 • www.pac-audio.com