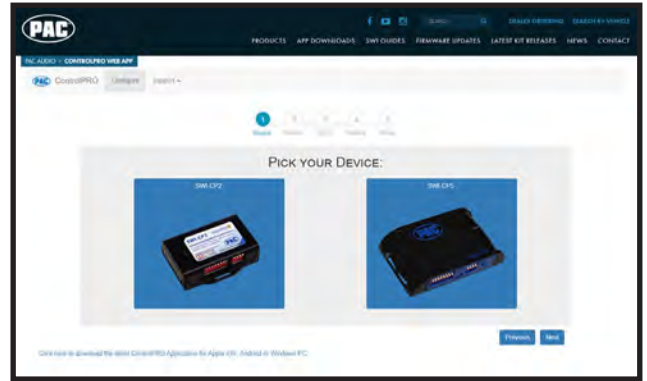


Simple, clear, and specific installation information is provided through our ControlPRO Web APP!

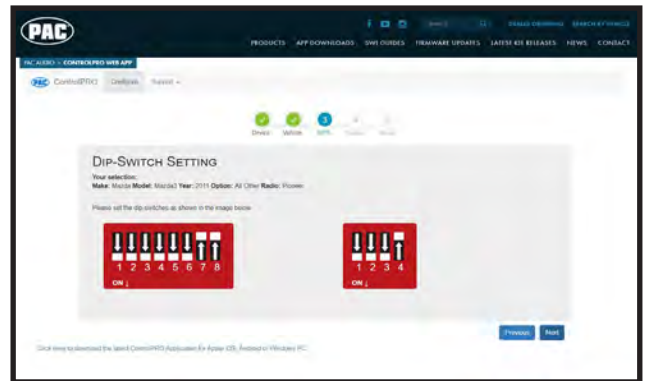
Step 1:

Go to: pac-audio.com/controlpro-web-app on your PC or mobile device and select your device, vehicle, and radio.



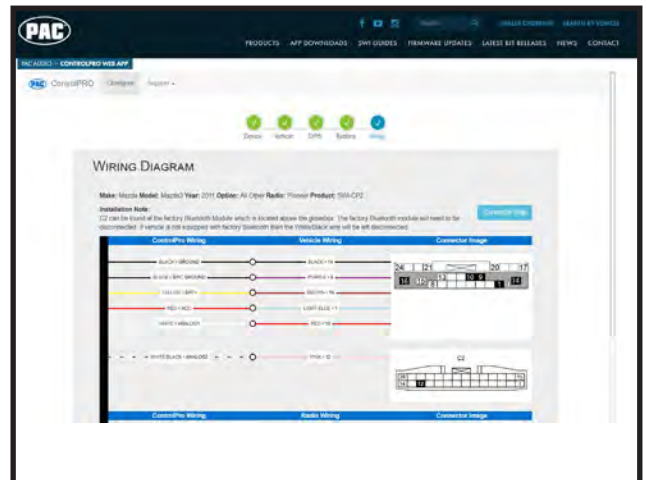
Step 2:

Set the DIP switches



Step 3:

Wire up the module according to the diagram



You're finished!!

Mobile applications are also available for Apple and Android in their respective store. Just search "controlpro" with no spaces.

