



10 dBi Wireless N300 Outdoor PoE Access Point

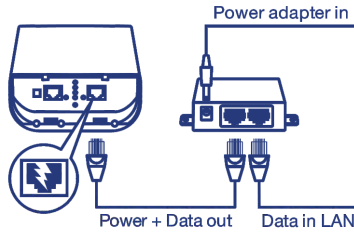
TEW-740APBO (v3.0R)

- Wireless N300 point-to-point networking (2.4 GHz)
- Supports Access Point (AP), Wireless Distribution System (WDS), Client Bridge + AP, Wireless ISP (WISP) + AP, CPE + AP, and control AP (CAP) modes
- Built-in 10 dBi directional antenna
- Proprietary PoE power adapter included
- 1 x 10/100Mbps PoE-in port, and 1 x 10/100Mbps port

TRENDnet's 10 dBi Outdoor PoE Access Point, model TEW-740APBO, provides wireless N300 point-to-point connectivity. A variety of installation scenarios are facilitated with Access Point (AP), Wireless Distribution System (WDS), Client Bridge + AP, Wireless ISP (WISP) + AP, CPE + AP, and control AP (CAP) modes. The IP56 rated housing comes with wall and pole mounting hardware.



Wireless Distribution System (WDS)



PoE Power Adapter

Included passive PoE injector provides power and data over a single Ethernet cable with a maximum distance of 20m (66 ft.).



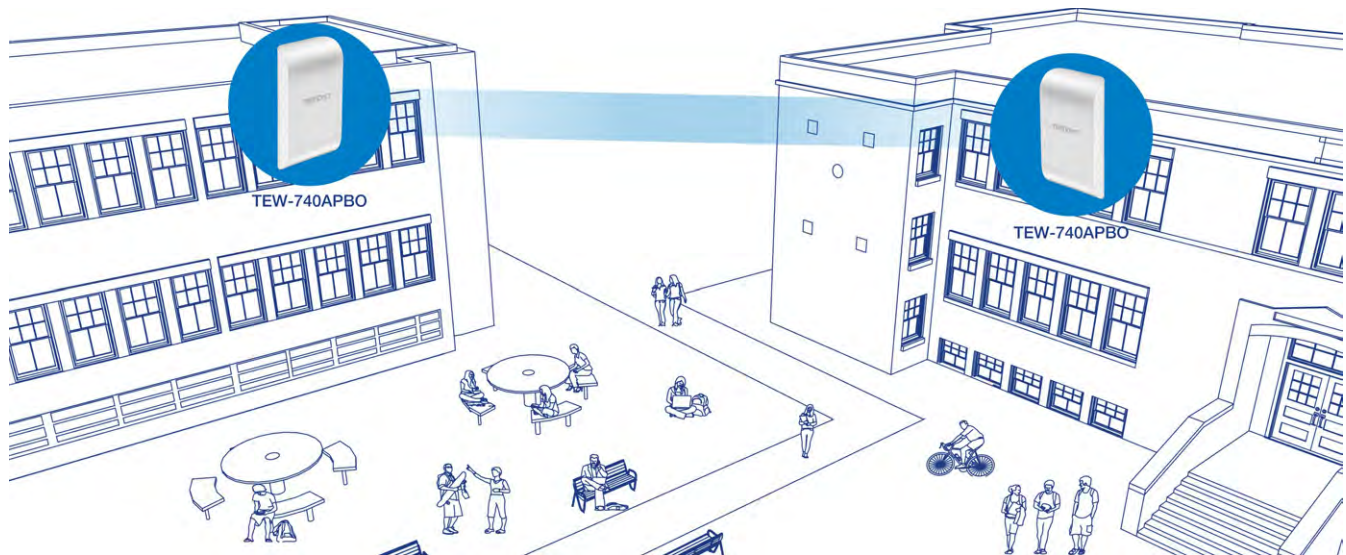
Outdoor Ready

Durable enclosure with an IP56 outdoor weather rating, and an operating temperature range of -22° – 60° C (-7.6° – 140° F).

Point-to-Point Bridge

The outdoor wireless access point supports reliable, high-speed wireless N300 point-to-point networking (2.4GHz).

NETWORKING SOLUTION



FEATURES



Wireless Modes

Supports Access Point (AP), Wireless Distribution System (WDS), Client Bridge + AP, Wireless ISP (WISP) + AP, CPE + AP, and control AP (CAP) modes



Wireless N300 (2.4 GHz)

Compliant with 802.11b/g/n technology (2.4 GHz) with data rates up to 300Mbps*



Outdoor Rated

Durable enclosure with an IP56 outdoor weather rating, and an operating temperature range of -22° – 60° C (-7.6° – 140° F)



Directional Antenna

Built-in 10 dBi directional antenna



PoE Power Adapter

Included passive PoE injector provides power and data over a single Ethernet cable with a maximum distance of 20m (66 ft.)



Logs

Real time logs and statistics help troubleshooting



Encrypted Wireless

Support for wireless encryption of up to WPA2



Multiple SSID

Create up to six additional SSIDs



Mounting Hardware

Pole and wall mount hardware included




Compatibility

Compatible with legacy wireless devices



LED Indicators

LEDs convey wireless link quality in WISP mode



- 1 Outdoor rated
- 2 LED indicators
- 3 10/100 Mbps port
- 4 Reset button
- 5 10/100 Mbps PoE port
- 6 Grounding Point

SPECIFICATIONS

Standards

- IEEE 802.3
- IEEE 802.3u
- IEEE 802.1d
- IEEE 802.1p
- IEEE 802.1Q
- IEEE 802.1X
- IEEE 802.11d
- IEEE 802.11e
- IEEE 802.11f
- IEEE 802.11h
- IEEE 802.11i
- IEEE 802.11b
- IEEE 802.11g
- IEEE 802.11k
- IEEE 802.11n (2.4GHz up to 300Mbps)
- IEEE 802.11r

Hardware Interface

- 1 x 10/100Mbps LAN1 port (proprietary PoE max. cable length 20m (66 ft.))
- 1 x 10/100Mbps LAN2 port
- LED indicators
- Reset button
- Grounding Point

Special Features

- IP56 weather rated
- 802.1Q VLAN assignment per SSID
- Schedule radio on/off time policy
- 802.11r / 802.11k fast roaming

Access Control

- Wireless encryption: WPA/WPA2-PSK, WPA/WPA2-Enterprise, 802.1X
- Firewall (CPE Mode): NAT, Virtual Server, DMZ Host, PPTP/L2TP/IPsec VPN Passthrough
- Access Controls: MAC, IP Filter, Layer 2 Client Isolation, Per-SSID client limiting
- 802.1Q VLAN
- OAuthentication 2.0 / Walled Garden for guest authentication
- Customizable captive portal for guest authentication

QoS

- WMM

Media Access Protocol

- CSMA/CA with ACK

Operation Modes

- Access Point (AP)
- Access Point (AP) + WDS
- Wireless Distribution System (WDS)
- WISP (CPE) + AP
- Client Bridge + AP
- Router
- Control AP (CAP)

SSID

- Up to 7 SSIDs

Internet Connection Types (WISP (CPE) + AP & Router modes)

- Dynamic IP (DHCP)
- Static IP (Fixed)
- PPPoE (Dynamic IP/Static IP)
- PPTP (Dynamic IP/Static IP)

Management/Monitoring

- Local/remote web based management (HTTP, HTTPS)
- Local/remote CLI based management (Telnet, SSH)
- SNMP v2c/v3
- SNMP Trap
- Upgrade firmware
- Backup/restore configuration
- Event logging
- Authentication log
- Reboot
- Restore to factory defaults
- Ping test
- Traceroute
- LED Control

Frequency

- FCC: 2.412 - 2.462GHz
- ETSI: 2.412 – 2.472GHz
- IC: 2.412 - 2.462GHz

Wireless Channels

- FCC: 1-11
- ETSI: 1-13

Modulation

- 802.11b: DBPK, DQPSK, CCK with DSSS
- 802.11g/n: BPSK, QPSK, 16-QAM, 64-QAM with OFDM

Antenna Gain

- 10 dBi internal sector antenna

Wireless Output Power

- 802.11b: FCC: 26 dBm (max.) / CE: 10.4 dBm (max.) / IC: 26 dBm (max.) @ 11Mbps
- 802.11g: FCC: 25 dBm (max.), CE: 10.5 dBm (max.) / IC: 25 dBm (max.) @ 54Mbps
- 802.11n: FCC: 28 dBm (max.), CE: 10.6 dBm (max.) / IC: 28 dBm (max.) @ 150Mbps
- 802.11n: FCC: 27 dBm (max.), CE: 10.6 dBm (max.) / IC: 27 dBm (max.) @ 300Mbps

Receiving Sensitivity

- 802.11b: -88 dBm (typical) @ 11Mbps
- 802.11g: -74 dBm (typical) @ 54Mbps
- 802.11n: -71 dBm (typical) @ 150Mbps
- 802.11n: -69 dBm (typical) @ 300Mbps

Power

- Input: 100 – 220V AC, 50/60Hz, 0.5A
- Output: 12V DC, 1A proprietary/passive PoE injector
- Max. Consumption: 6.6W

Operating Temperature

- -22° – 60° C (-7.6° – 140° F)

Operating Humidity

- Max. 99% non-condensing

Certifications

- FCC
- CE
- IC

Dimensions

- 195 x 118 x 61 mm (7.6 x 4.6 x 2.4 in.)
- Weight
- 304g (10.7 oz.)

Warranty

- 3 year

Package Contents

- TEW-740APBO
- Quick Installation Guide
- Power adapter (12V DC, 1A)
- Proprietary/Passive PoE injector
- Grounding wire
- Mounting hardware

* Effective wireless coverage may vary depending on the wireless device's output power, antenna gain, antenna alignment, receiving sensitivity, and radio interference. Additionally, environmental factors such as weather conditions, physical obstacles, and other considerations may affect performance. For optimal results, we recommended consulting a professional installer for site survey, safety precautions, and proper installation.

All references to speed are for comparison purposes only. Product specifications, size, and shape are subject to change without notice, and actual product appearance may differ from that depicted herein.

20675 Manhattan Place • Torrance • CA 90501 • USA • T: 1-888-326-6061 • F: 1-310-961-5511 • sales@trendnet.com • www.TRENDnet.com

TRENDnet is a registered trademark. Other Brands and product names are trademarks of their respective holders. Information provided in this document pertain to TRENDnet products and is subject to change at any time, without notice. For the most recent product information please visit <http://www.trendnet.com>. Copyright © TRENDnet. All Rights Reserved.