

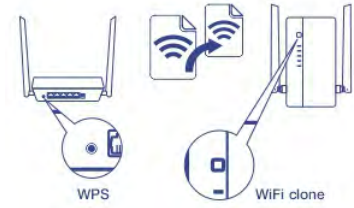
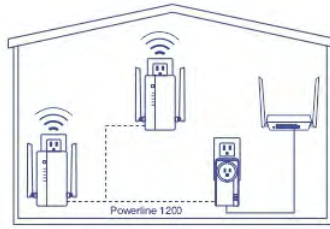
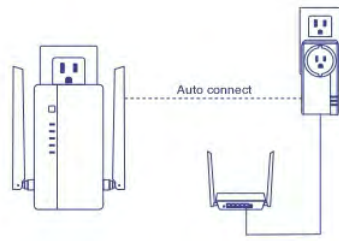


## WiFi Everywhere™ Powerline 1200 AV2 Wireless Kit

TPL-430APK (v2.0R)

- Powerline 1200 networking over existing electrical lines
- Powerline kit includes TPL-423E and TPL-430AP
- TPL-430AP features a dual-band wireless AC1200 access point with three gigabit ports
- Enhanced Powerline performance and range from MIMO with Beamforming technology
- Easy installation – TRENDnet adapters auto-connect out of the box
- Pre-encrypted for your convenience
- Powerline range of up to 300m (984 ft.) over existing electrical lines
- WiFi Clone button copies your existing wireless network settings to the TPL-430AP for faster network integration

TRENDnet's WiFi Everywhere™ Powerline 1200 AV2 Wireless Kit, model TPL-430APK, uses your existing electrical outlets to create or expand a wireless network. Easily install the included TRENDnet Powerline adapters to create a high-speed powerline network. Connect the TPL-423E Powerline adapter to the router and plug the TPL-430AP WiFi Powerline adapter into a power outlet in another room where WiFi connectivity is needed. The WiFi Clone button conveniently copies your existing wireless network settings to the TPL-430AP WiFi Powerline adapter for faster network integration.



### Easy Installation

Simply plug in the TRENDnet Powerline adapter and WiFi Powerline adapter, and they will auto-connect to each other right out of the box.

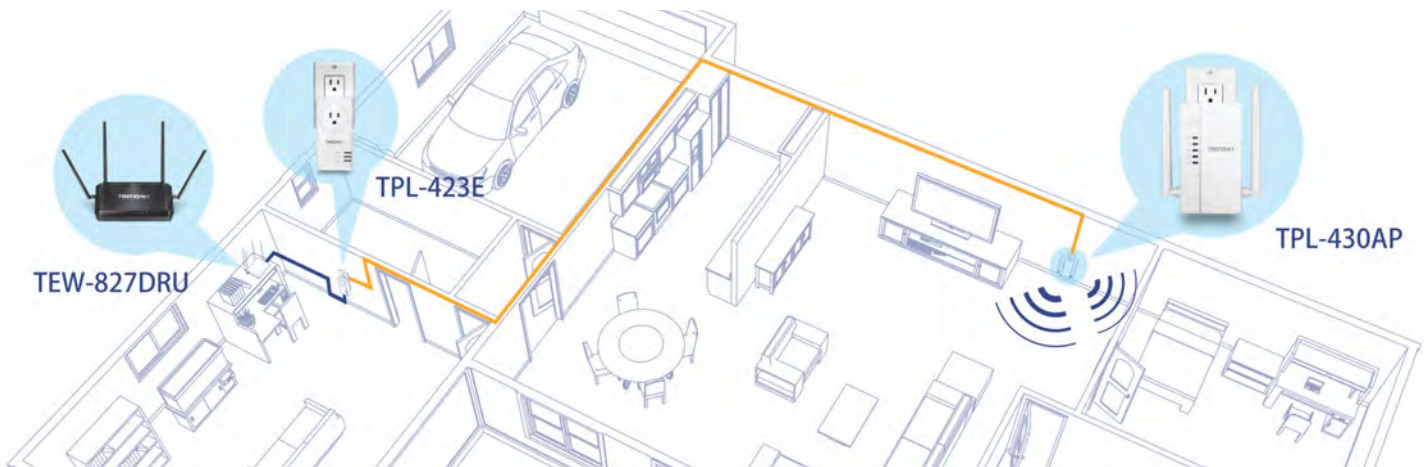
### WiFi Everywhere™

By combining wireless and Powerline technologies, you can enjoy wireless connectivity from any power outlet in your household.

### WiFi Clone

Use your router's WPS button and the TPL-430AP's WiFi Clone button to conveniently copy your existing wireless network name and password for quick network integration.

## NETWORKING SOLUTION



## FEATURES

### Powerline



#### Sync Button

Press the Sync button to change existing Powerline encryption keys



#### MIMO with Beamforming Technology

Enhanced performance and range



#### Multiple Adapters

Use up to 8 Powerline adapters on a single Powerline network



#### Gigabit Ports

Convenient gigabit ports to hardwire computers, smart TVs, or other network enabled devices



#### Compatibility

Powerline adapters are backward compatible with Powerline 600, 500, and 200 adapters



#### Easy Installation

TRENDnet Powerline adapters and WiFi Powerline adapters auto-connect out of the box



#### Powerline 1200

Powerline 1200 networking over existing electrical lines using all three electrical wires: the live, neutral, and ground wires to achieve faster throughput speeds

### Wireless



#### Concurrent Dual-Band

AC1200: concurrent 867Mbps WiFi AC + 300Mbps WiFi N bands



#### Wireless Coverage

Expand your wireless coverage with MIMO antenna technology



#### Pre-Encrypted

For your convenience, the wireless on the WiFi Powerline adapter is pre-encrypted with a unique password



#### WiFi Clone

Use your router's WPS button and the TPL-430AP's WiFi Clone button to conveniently copy your existing wireless network name and password for quick network integration

## SPECIFICATIONS

### TPL-430AP

#### Standards

- IEEE 802.3
- IEEE 802.3u
- IEEE 802.3x
- IEEE 802.3ab
- IEEE 802.11a
- IEEE 802.11b
- IEEE 802.11g
- IEEE 802.11n (up to 300Mbps)
- IEEE 802.11ac (up to 867Mbps)
- IEEE 1901

#### Device Interfaces

- 3 x Gigabit LAN ports
- WiFi Clone button
- Reset button
- Sync button
- Power switch
- LED indicators
- Power plug
- Type B (NEMA 5–15)

#### Frequency Band

- 2–67MHz

#### Modulation/Protocol

- OFDM Symbol Modulation on link synchronization, 4096/1024/256/64/8 - QAM, QPSK, BPSK, ROBO Carrier
- CSMA/CA

#### Networking Distance

- Powerline: Up to 300m (984 ft.) linear distance over electrical power lines\*\*\*

#### Encryption

- Wireless: WPA2-PSK
- Powerline: 128-bit AES (Advanced Encryption Standard)

#### Powerline Nodes

- Up to 8 (max.)

#### Overlapping Powerline Networks

- Up to 4 (per electrical system)

#### Special Features

- Auto-connects to other TRENDnet Powerline adapters
- Additional Ethernet ports for wired connectivity
- Automatically clones the SSID and password of your WiFi network
- IPv6 support
- QoS Management
- IGMP / MLDv2 Streams

#### Antenna Gain

- 2.4GHz: 2 x 3.31dBi
- 5GHz: 2 x 4.51dBi

## Wireless Output Power/Receiving Sensitivity

- 802.11a: 16dBm (typical) / -65dBm (typical) @ 54Mbps
- 802.11b: 20dBm (typical) / -88dBm (typical) @ 11Mbps
- 802.11g: 15dBm (typical) / -76dBm (typical) @ 54Mbps
- 802.11n (2.4GHz): 13dBm (typical) / -73dBm (typical) @ 300Mbps
- 802.11n (5GHz): 16dBm (typical) / -70dBm (typical) @ 300Mbps
- 802.11ac: 15dBm (typical) / -60dBm (typical) @ 867Mbps

## Power

- Input: 100 – 240V AC, 50/60Hz, 0.2A
- Max. consumption 12W

## Operating Temperature

- 0° – 40° C (32° – 104° F)

## Operating Humidity

- Max. 90% non-condensing

## Certifications

- FCC
- IC

## Dimensions

- 255 x 130 x 75mm (10.04 x 5.11 x 2.95in.)

## Weight

- 332g (11.7 oz.)

## Warranty

- 3 year

## TPL-423E

### Standards

- IEEE 802.3
- IEEE 802.3u
- IEEE 802.3x
- IEEE 802.3ab
- IEEE 1901

### Device Interfaces

- 1 x Gigabit LAN ports
- Sync button
- Reset button
- LED indicators
- Power plug
- Type B (NEMA 5–15) (10A max. @ 120V AC)

### Frequency Band

- 2 – 67.5MHz

### Data PHY Rate

- Up to 1200Mbps

### Networking Distance

- Powerline: Up to 300m (984 ft.) linear distance over electrical power lines\*\*\*

### Encryption

- Powerline: 128-bit AES (Advanced Encryption Standard)

### Powerline Nodes

- Up to 8 (max.)

### Overlapping Powerline Networks

- Up to 4 (per electrical system)

## Special Features

- Built-in power socket
- Auto-connects to other TRENDnet Powerline adapters
- IPv6 support
- IGMP / MLDv2 Streams

## Power

- Input: 100 – 240V AC, 50/60Hz, 0.2A
- Max. consumption: Active mode: 4W; Standby mode: 0.5W

## Operating Temperature

- 0° – 50° C (32° – 122° F)

## Operating Humidity

- Max. 90% non-condensing

## Certifications

- FCC
- IC

## Dimensions

- 120 x 60 x 65mm (4.73 x 2.4 x 2.6 in.)

## Weight

- 176g (6.2 oz.)

## Warranty

- 3 year

## Package Contents

- TPL-430AP
- TPL-423E
- Quick Installation Guide
- 2 x Network cable (1.5m / 5 ft.)

All references to speed are for comparison purposes only. Product specifications, size, and shape are subject to change without notice, and actual product appearance may differ from that depicted herein.